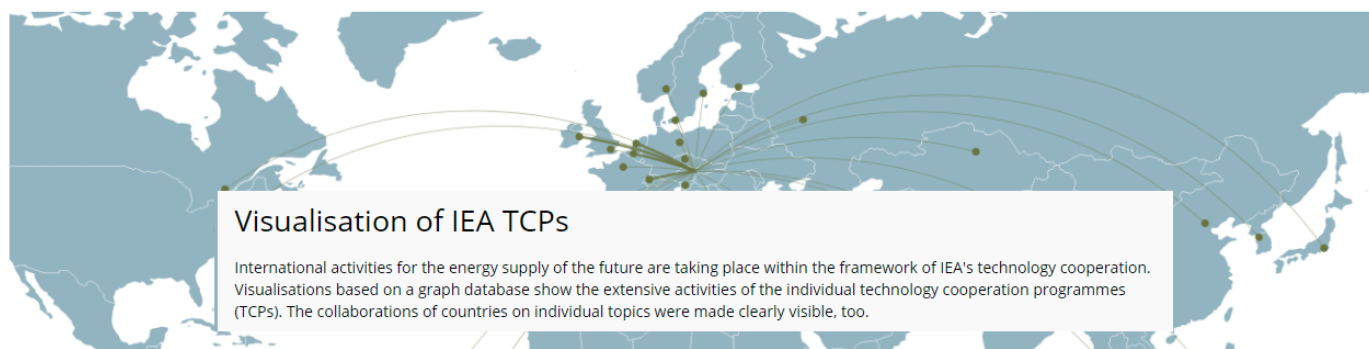


For more than 45 years IEA's Technology Collaboration Programme constitutes the most influential legal framework for international cooperation in research and technology in the energy field. CERT, Working Parties and about 40 TCPs (the individual technology collaboration programmes) but also member state's policymakers and individual organisations and experts are challenged by the amount of possibilities for cooperation. To get a better overview and to identify possible gaps and overlaps, the End-Use Working Party initiated a mapping exercise in 2017, which was updated in 2020.



The dataset behind the visualizations comprises all ongoing tasks in summer 2020, for all TCPs of IEA's Technology Collaboration Program. Five web interfaces are available to answer some of the most common questions. The overall dataset (graph-based) is available for individual in-depth analysis. This dataset also contains further information on the internal structure of the technology program (allocation to various IEA Working Parties), the research expenditures of the participating IEA member countries, a classification of the type of activities and more.



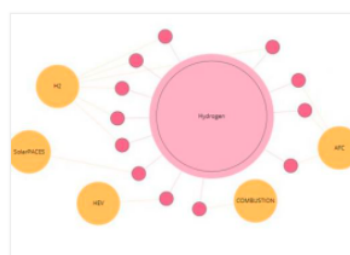
#### **Worldwide Cooperations (German)**

The interactive world map shows cooperations in Technology Programmes (TCPs) in the IEA between Austria and other countries in different topics.



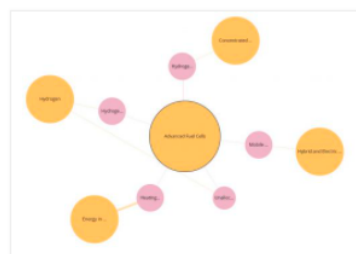
#### **Priorities in R&D funding (German)**

Visualisation of the investments of the public sector in Austria in the areas of energy research as well as Austria's participation in the thematically related Technology Programmes (TCPs).




#### **Finding TCPs focussing on a topic**

Overview of all TCPs and their tasks in the IEA Technology Collaboration Programme that focus on a selectable topic.




#### **Finding other TCPs sharing the same topic**

The chart shows collaborations that have at least one topic in common with a selected TCP.



#### **Finding all countries engaged in a certain topic**

Display of all tasks and participating countries focussing in a selected topic.



The work was carried out by the Austrian Energy Agency and WIENFLUSS information.design.solutions KG on behalf of the Federal Ministry for Climate Action, Environment, Energy, Mobility, Innovation and Technology (BMK). For the interactive interfaces and the dataset, please visit the website [nachhaltigwirtschaften.at/iea-visualisations](https://nachhaltigwirtschaften.at/iea-visualisations). For further questions, please contact [lukas.eggler@energyagency.at](mailto:lukas.eggler@energyagency.at)